

# Phillips County

Socio-Economic Indicators To Evaluate Resilience Against Future Pandemics

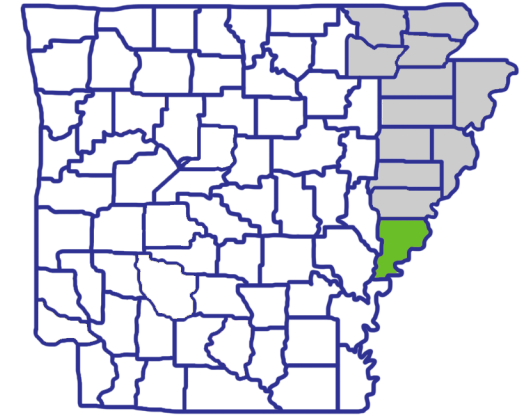
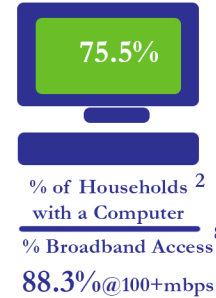
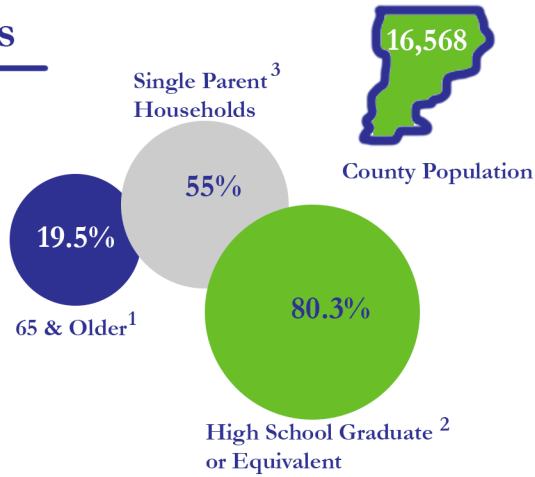
## Population Indicators

### Race & Ethnicity: <sup>1</sup>

Hispanic/Latino	-	2.0%
Pacific Islander	-	0.0%
American Indian	-	0.4%
Asian	-	0.4%
White	-	34.4%
Black	-	62.3%

Poverty Rate <sup>2</sup> - 22.1%

Poverty Rate for <sup>3</sup>  
Children under 18 - 50.0%



East Arkansas Planning and Development District

## Health Care Indicators



No Health Insurance <sup>2</sup> - 9.0%

# Mental Health Providers <sup>3</sup>  
Per Population - 1:1,620

# Medical/ <sup>4</sup>  
Surgical  
Facilities  
1



# Primary <sup>3</sup>  
Health Care  
Physicians Per  
Population  
1:1,800



## Source Information:

1. 2020 Census, 2. 2015-2019 American Community Survey, 3. www.countyhealthrankings.org, 4. 2016 County Business Patterns Census, 5. Bureau of Labor Statistics 2020 Annual Averages, 6. H+T Affordability Index, 7. National Center for Education Statistics 8. Broadband Now

## Economic Indicators

Income Inequality <sup>3</sup>	6.0
Unemployment Rate <sup>6</sup>	9.1%
Housing+Transportation Costs % Per Income <sup>6</sup>	72%
Home Ownership <sup>2</sup>	48.2%

## Community Indicators



Social Associations <sup>3</sup>	12.8
# of Hotels <sup>4</sup>	6