

# Craighead County

Socio-Economic Indicators To Evaluate Resilience Against Future Pandemics

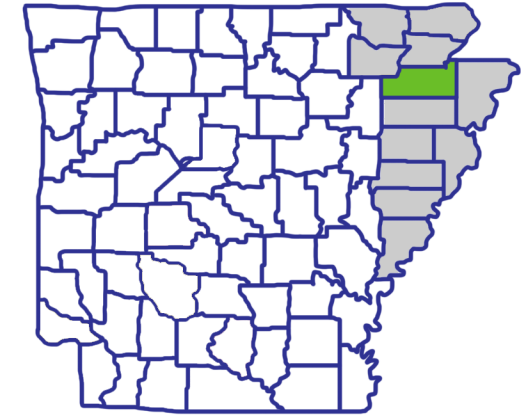
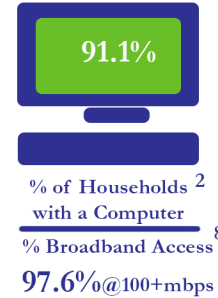
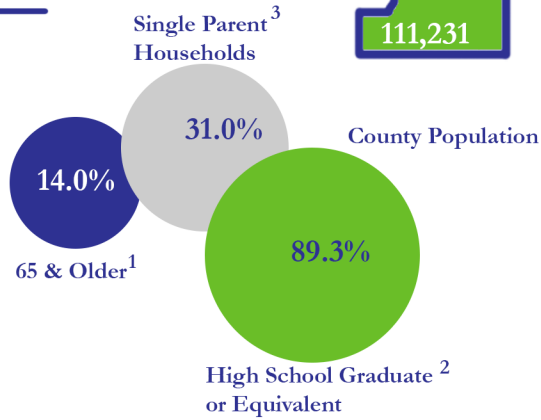
## Population Indicators

### Race & Ethnicity: <sup>1</sup>

Hispanic/Latino	-	5.3%
Pacific Islander	-	0.1%
American Indian	-	0.5%
Asian	-	1.3%
White	-	74.9%
Black	-	16.8%

Poverty Rate <sup>2</sup> - 16.8%

Poverty Rate for <sup>3</sup>  
Children under 18 - 25.0%



East Arkansas Planning and Development District

## Health Care Indicators



No Health Insurance <sup>2</sup> - 10.2%

# Mental Health Providers <sup>3</sup>  
Per Population - 1:270

# Medical/ <sup>4</sup>  
Surgical  
Facilities  
2



# Primary <sup>3</sup>  
Health Care  
Physicians Per  
Population  
1:870



## Source Information:

1. 2020 Census, 2. 2015-2019 American Community Survey, 3. www.countyhealthrankings.org, 4. 2016 County Business Patterns Census, 5. Bureau of Labor Statistics 2020 Annual Averages, 6. H+T Affordability Index, 7. National Center for Education Statistics 8. Broadband Now

## Economic Indicators

Income Inequality <sup>3</sup>	4.7
Unemployment Rate <sup>6</sup>	5.3%
Housing+Transportation Costs % Per Income <sup>6</sup>	59%
Home Ownership <sup>2</sup>	57.1%

## Community Indicators



Social Associations <sup>3</sup>	8.8
# of Hotels <sup>4</sup>	16