Lightcast

Economy
Overview

Craighead County, AR

Contents

Report Parameters 1
Economy Overview 2
Unemployment by Demographics 4
Historic & Projected Trends 8
Population Characteristics 12
Inbound and Outbound Migration 14
Industry Characteristics 16
Business Characteristics 21
Workforce Characteristics 23
Educational Pipeline 29
In-Demand Skills 30

Report Parameters

1 County

5031	Craighead County, AR

Class of Worker

QCEW Employees, Non-QCEW Employees, and Self-Employed

The information in this report pertains to the chosen geographical area.

Economy Overview

114,240	58,591	$49.7K
Population (2021)	Total Regional Employment	Median Household Income (2020)
Population **grew by 8,201** over the last 5 years and is projected to **grow by 8,681** over the next 5 years.	Jobs **grew by 3,841** over the last 5 years and are projected to **grow by 4,561** over the next 5 years.	Median household income is **$15.3K below** the national median household income of $65.0K.

Takeaways

- As of 2021 the region's population **increased by 7.7%** since 2016, growing by 8,201. Population is expected to **increase by 7.6%** between 2021 and 2026, adding 8,681.
- From 2016 to 2021, jobs **increased by 7.0%** in Craighead County, AR from 54,751 to **58,591**. This change **outpaced the national growth rate of 1.8% by 5.2%**. As the number of jobs increased, the **labor force participation rate increased from 62.5% to 63.8% between 2016 and 2021**.
- Concerning educational attainment, **16.3% of Craighead County, AR residents possess a Bachelor's Degree** (4.0% below the national average), and **8.2% hold an Associate's Degree** (0.5% below the national average).
- The top three industries in 2021 are Restaurants and Other Eating Places, General Medical and Surgical Hospitals, and Education and Hospitals (Local Government).

	Population (2022)	Labor Force (May 2022)	Jobs (2021)	Cost of Living	GRP	Imports	Exports
Region	116,007	56,415	58,591	88.6	$5.67B	$6.34B	$6.76B
State	3,065,071	1,349,851	1,385,798	90.4	$142.67B	$167.25B	$176.57B

May 2022 Labor Force Breakdown

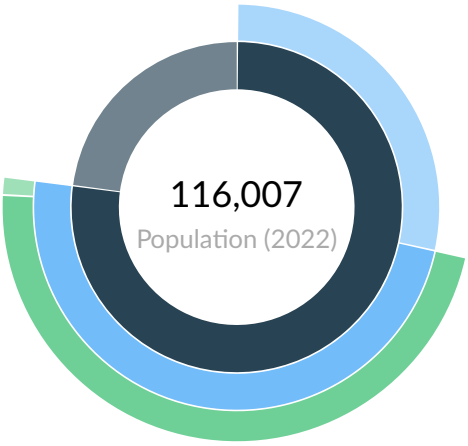

	Population
16+ Civilian Non-Institutionalized Population	89,335
Not in Labor Force (16+)	32,920
Labor Force	56,415
Employed	54,967
Unemployed	1,448
Under 16, Military, and institutionalized Population	26,672

Educational Attainment

Concerning educational attainment, **16.3% of Craighead County, AR residents possess a Bachelor's Degree** (4.0% below the national average), and **8.2% hold an Associate's Degree** (0.5% below the national average).

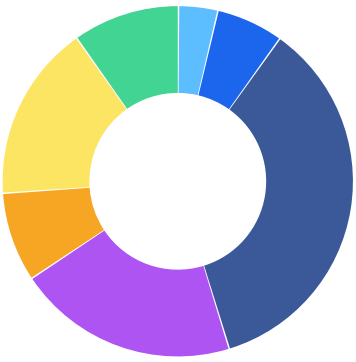

	% of Population	Population
Less Than 9th Grade	3.6%	2,654
9th Grade to 12th Grade	6.2%	4,546
High School Diploma	35.4%	25,958
Some College	20.4%	14,975
Associate's Degree	8.2%	6,052
Bachelor's Degree	16.3%	11,974
Graduate Degree and Higher	9.8%	7,228

Unemployment by Demographics

Unemployment by Age

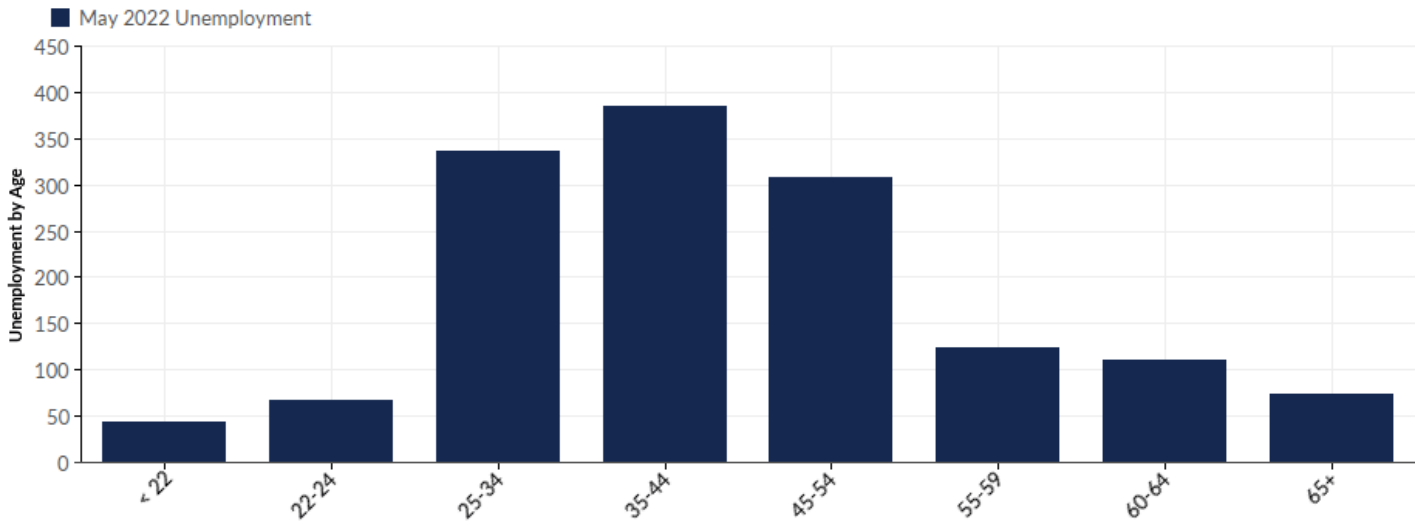

Age	Unemployment (May 2022)	% of Unemployed
< 22	43	2.97%
22-24	66	4.56%
25-34	336	23.20%
35-44	385	26.59%
45-54	308	21.27%
55-59	125	8.63%
60-64	111	7.67%
65+	73	5.04%
Total	1,448	100.00%

Unemployment by Gender

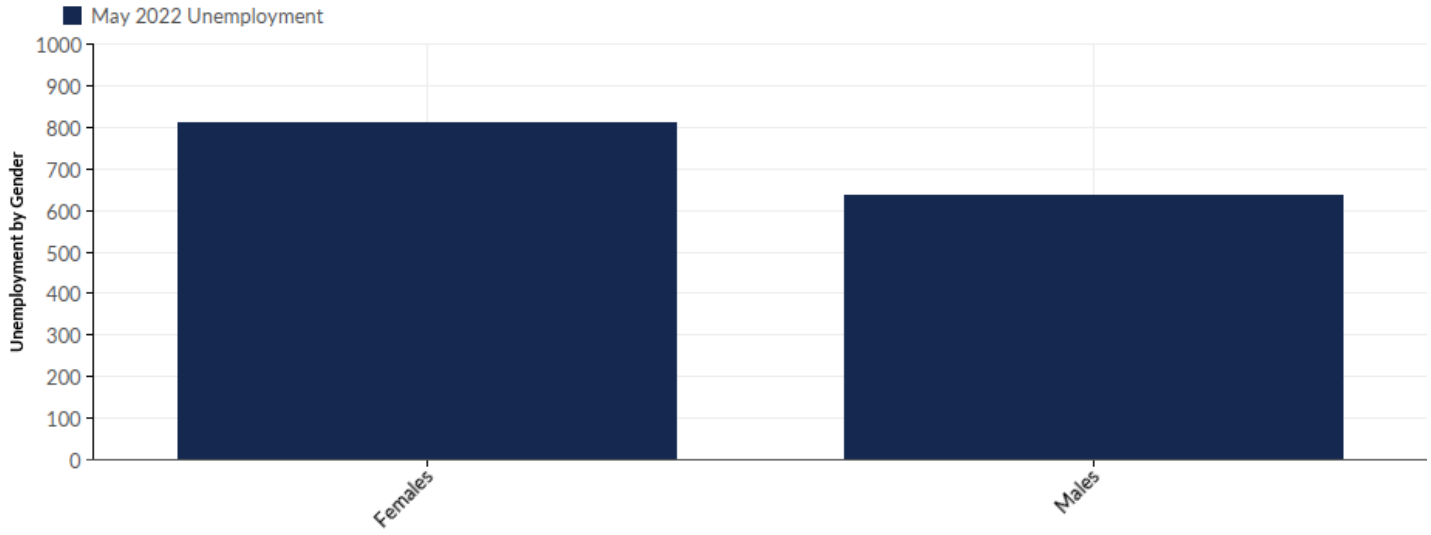

Gender	Unemployment (May 2022)	% of Unemployed
Females	812	56.08%
Males	636	43.92%
Total	1,448	100.00%

Unemployment by Race

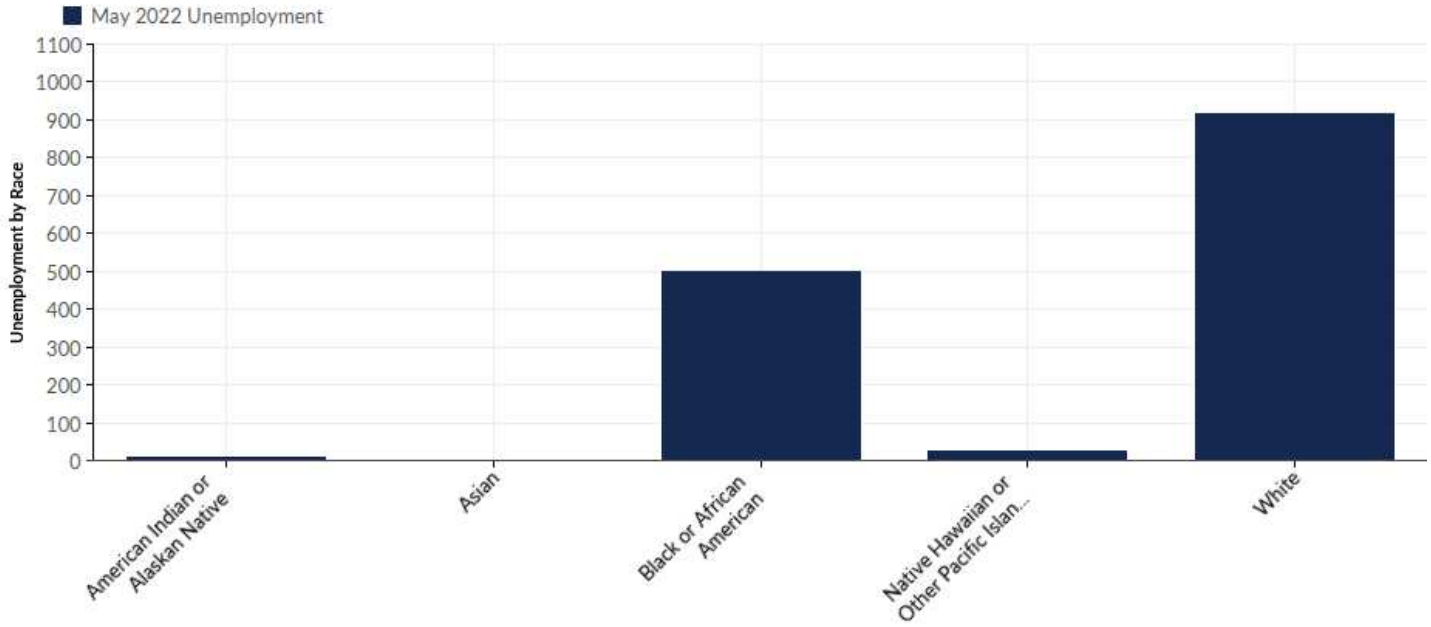

Race	Unemployment (May 2022)	% of Unemployed
American Indian or Alaskan Native	7	0.48%
Asian	1	0.07%
Black or African American	500	34.53%
Native Hawaiian or Other Pacific Islander	23	1.59%
White	917	63.33%
Total	1,448	100.00%

Unemployment by Ethnicity

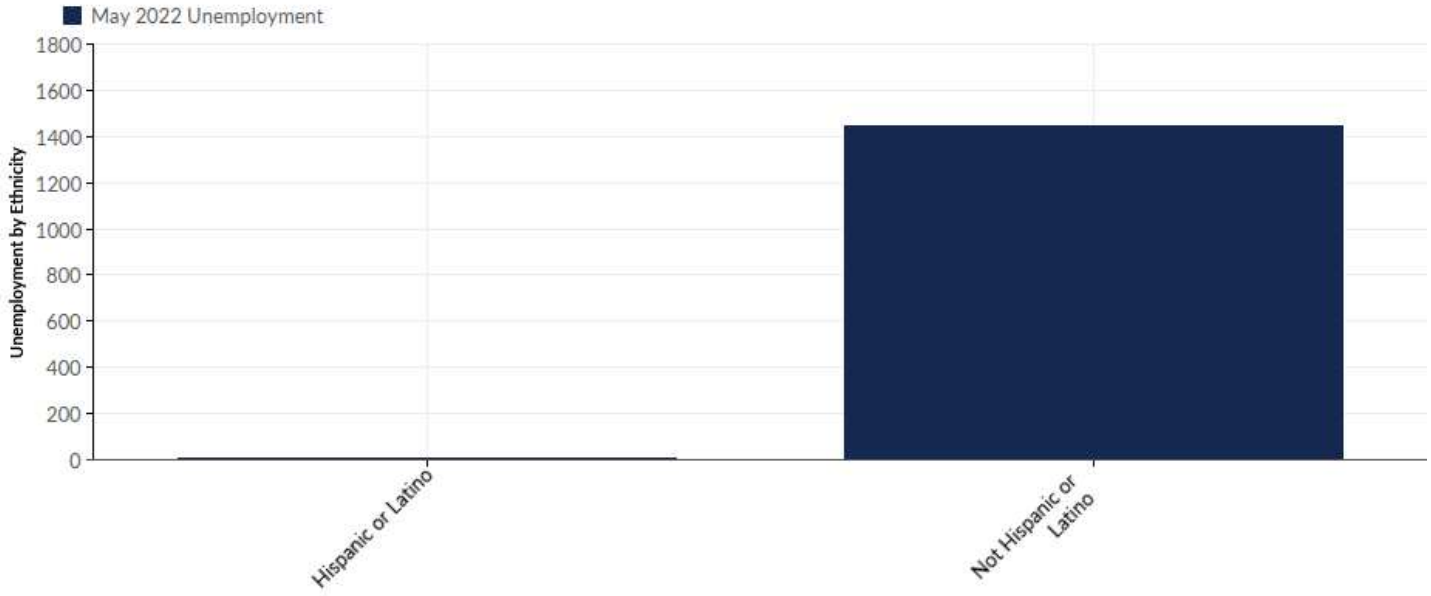

Ethnicity		Unemployment (May 2022)	% of Unemployed
Hispanic or Latino		6	0.41%
Not Hispanic or Latino		1,442	99.59%
	Total	1,448	100.00%

Historic & Projected Trends

Population Trends

As of 2021 the region's population **increased by 7.7%** since 2016, growing by 8,201. Population is expected to **increase by 7.6%** between 2021 and 2026, adding 8,681.

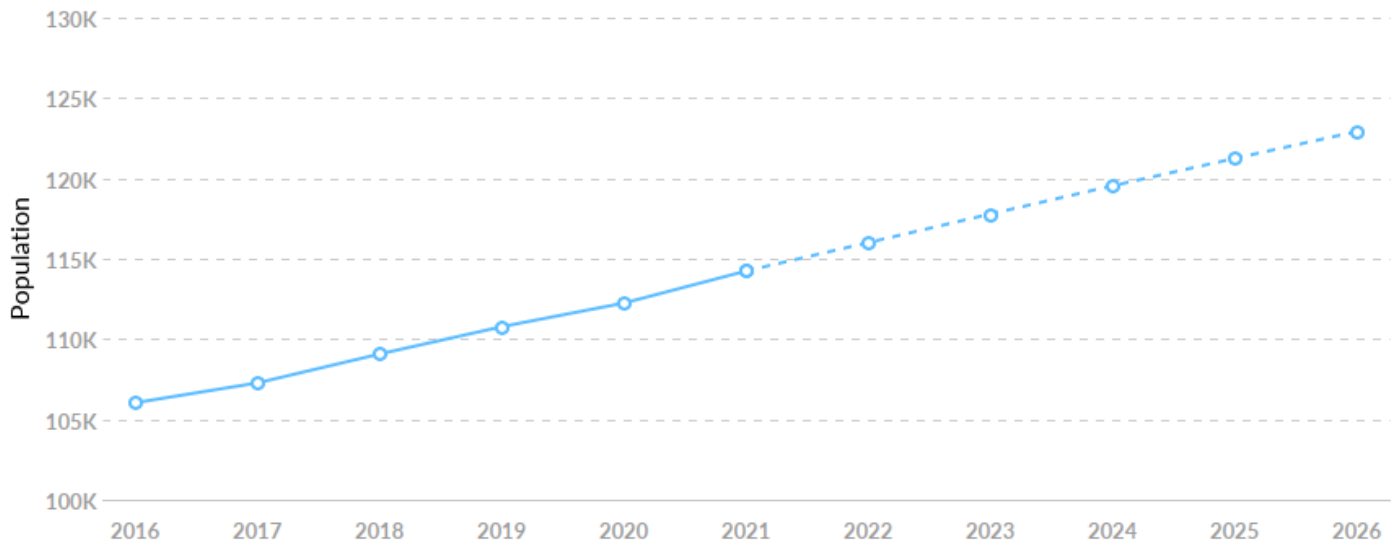

Timeframe	Population
2016	106,039
2017	107,274
2018	109,074
2019	110,772
2020	112,245
2021	114,240
2022	116,007
2023	117,787
2024	119,544
2025	121,248
2026	122,921

Job Trends

From 2016 to 2021, jobs **increased by 7.0%** in Craighead County, AR from 54,751 to **58,591**. This change **outpaced the national growth rate of 1.8% by 5.2%**.

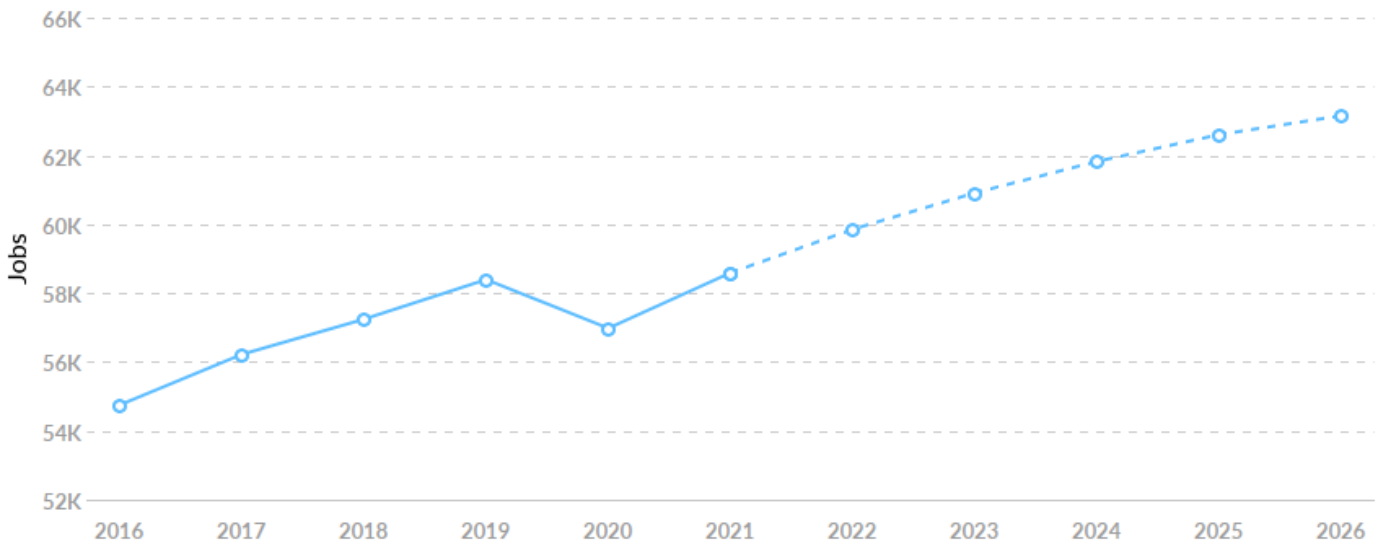

Timeframe	Jobs
2016	54,751
2017	56,221
2018	57,243
2019	58,394
2020	56,980
2021	58,591
2022	59,853
2023	60,911
2024	61,824
2025	62,604
2026	63,152

Labor Force Participation Rate Trends

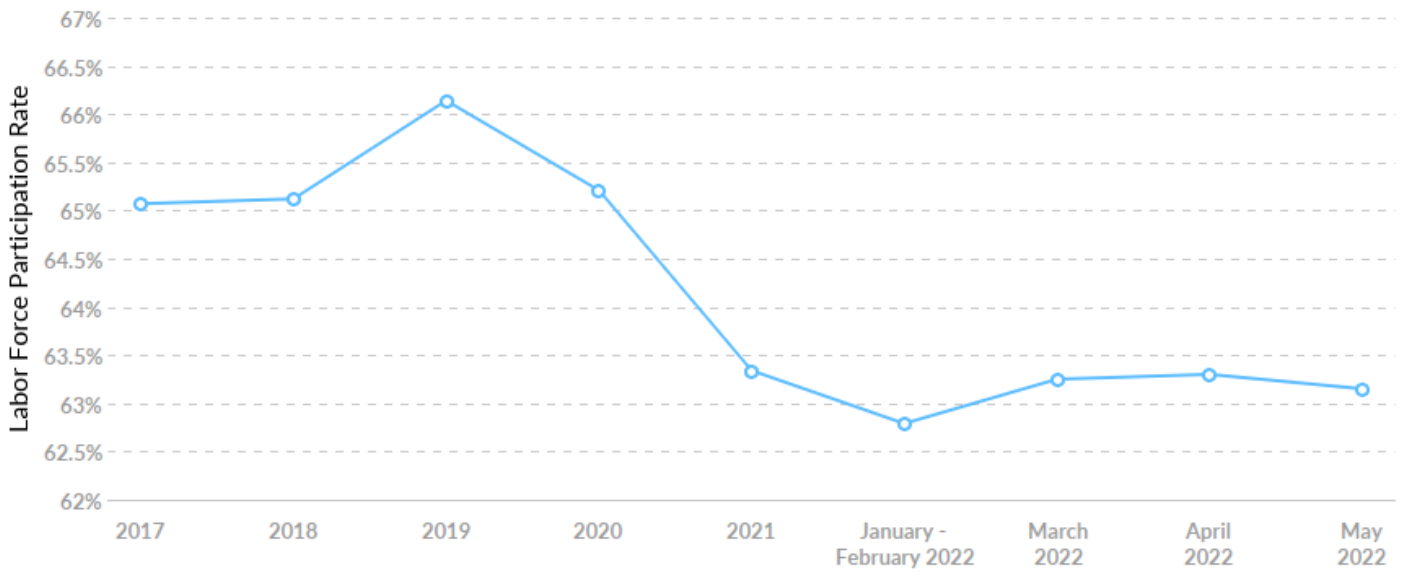

Timeframe	Labor Force Participation Rate
2017	65.07%
2018	65.12%
2019	66.14%
2020	65.21%
2021	63.34%
January - February 2022	62.79%
March 2022	63.25%
April 2022	63.30%
May 2022	63.15%

Unemployment Rate Trends

Craighead County, AR had a May 2022 unemployment rate of 2.57%, **decreasing from 3.02%** 5 years before.

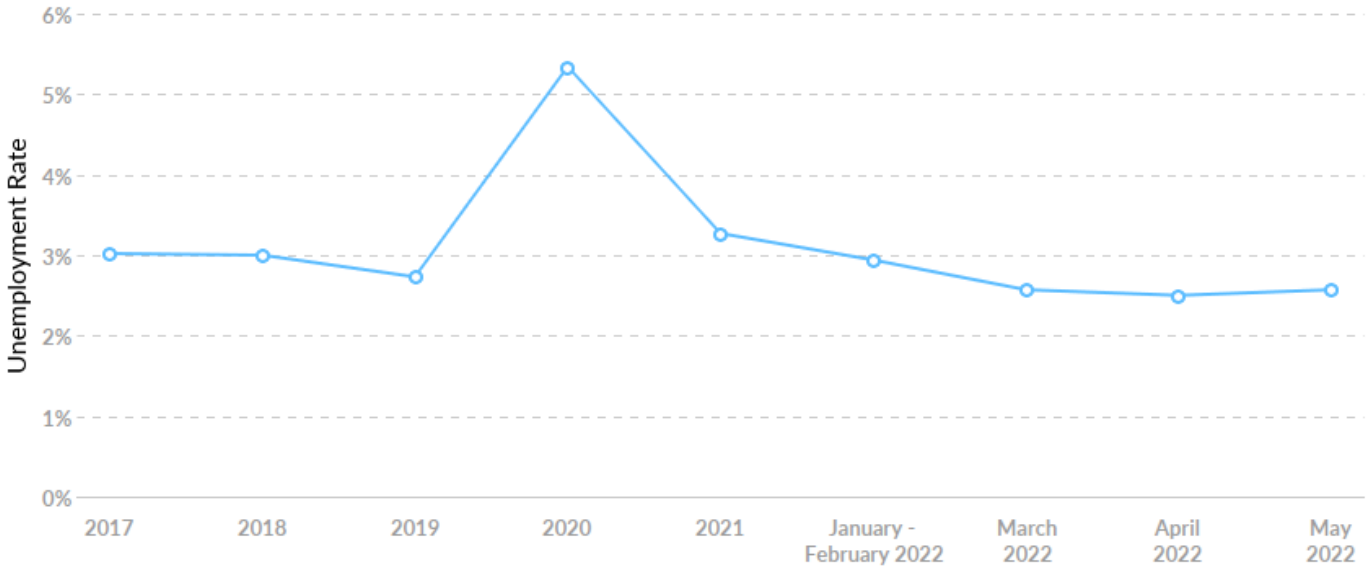

Timeframe	Unemployment Rate
2017	3.02%
2018	3.00%
2019	2.73%
2020	5.34%
2021	3.27%
January - February 2022	2.94%
March 2022	2.57%
April 2022	2.50%
May 2022	2.57%

Population Characteristics

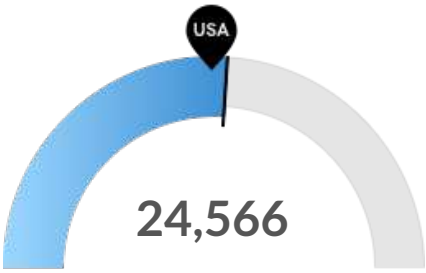

Millennials

Craighead County, AR has 24,566 millennials (ages 25-39). The national average for an area this size is 23,131.

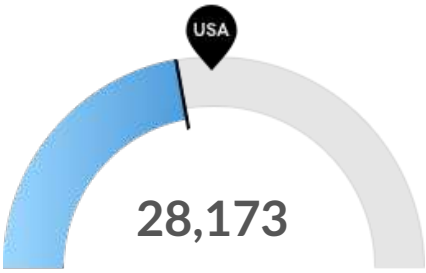

Retiring Soon

Retirement risk is low in Craighead County, AR. The national average for an area this size is 33,407 people 55 or older, while there are 28,173 here.

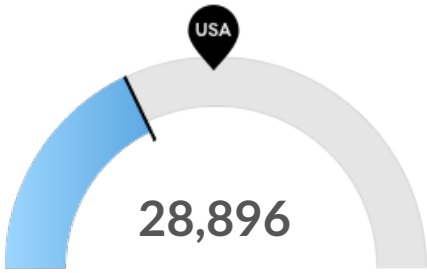

Racial Diversity

Racial diversity is low in Craighead County, AR. The national average for an area this size is 45,210 racially diverse people, while there are 28,896 here.

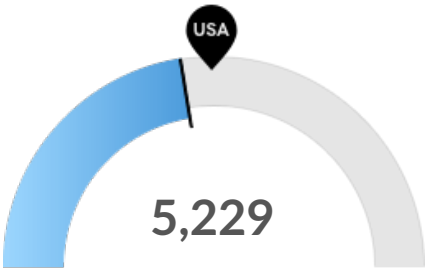

Veterans

Craighead County, AR has 5,229 veterans. The national average for an area this size is 6,076.

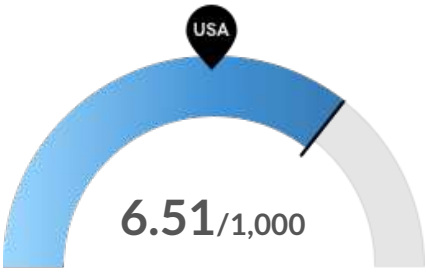

Violent Crime

Craighead County, AR has 6.51 violent crimes per 1,000 people. The national rate is 3.62 per 1,000 people.

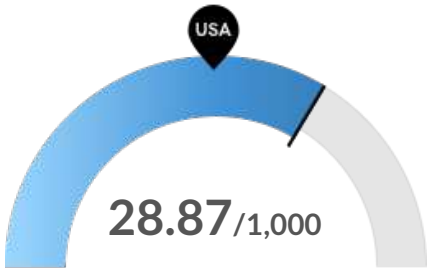

Property Crime

Craighead County, AR has 28.87 property crimes per 1,000 people. The national rate is 17.91 per 1,000 people.

Place of Work vs Place of Residence

Understanding where talent in Craighead County, AR currently works compared to where talent lives can help you optimize site decisions.

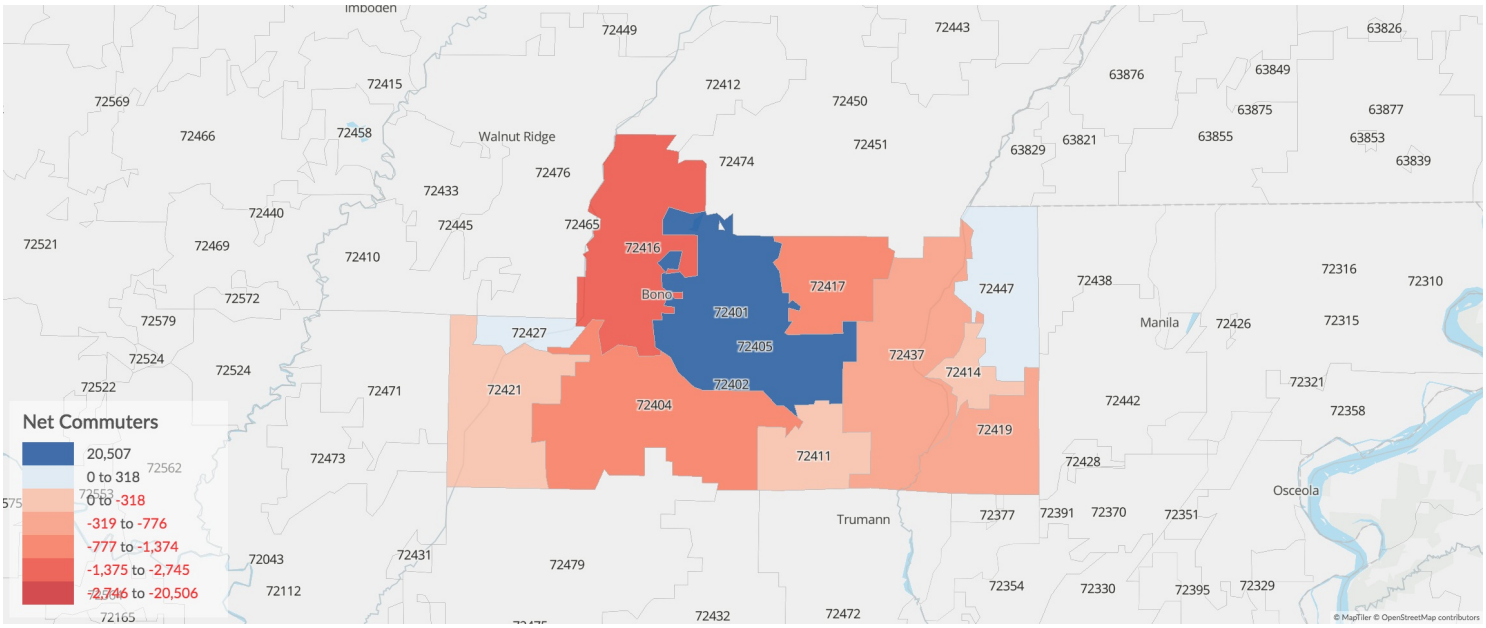

Where Talent Works

ZIP	Name	2021 Employment
72401	Jonesboro, AR (in Craig...	37,152
72404	Jonesboro, AR (in Craig...	11,179
72405	Jonesboro, AR (in Craig...	3,543
72417	Brookland, AR (in Craigh...	1,468
72416	Bono, AR (in Craighead ...	1,174

Where Talent Lives

ZIP	Name	2021 Workers
72401	Jonesboro, AR (in Craig...	16,645
72404	Jonesboro, AR (in Craig...	12,188
72405	Jonesboro, AR (in Craig...	6,290
72416	Bono, AR (in Craighead ...	2,548
72417	Brookland, AR (in Craigh...	2,412

Inbound and Outbound Migration

The table below analyzes past and current residents of Craighead County, AR. The left column shows residents of other counties migrating to Craighead County, AR. The right column shows residents migrating from Craighead County, AR to other counties.

As of 2020, 509 people have migrated from Greene County, AR to Craighead County, AR. In the same year, 657 people left Craighead County, AR migrating to Greene County, AR. The total Net Migration for Craighead County, AR in 2020 was 398.

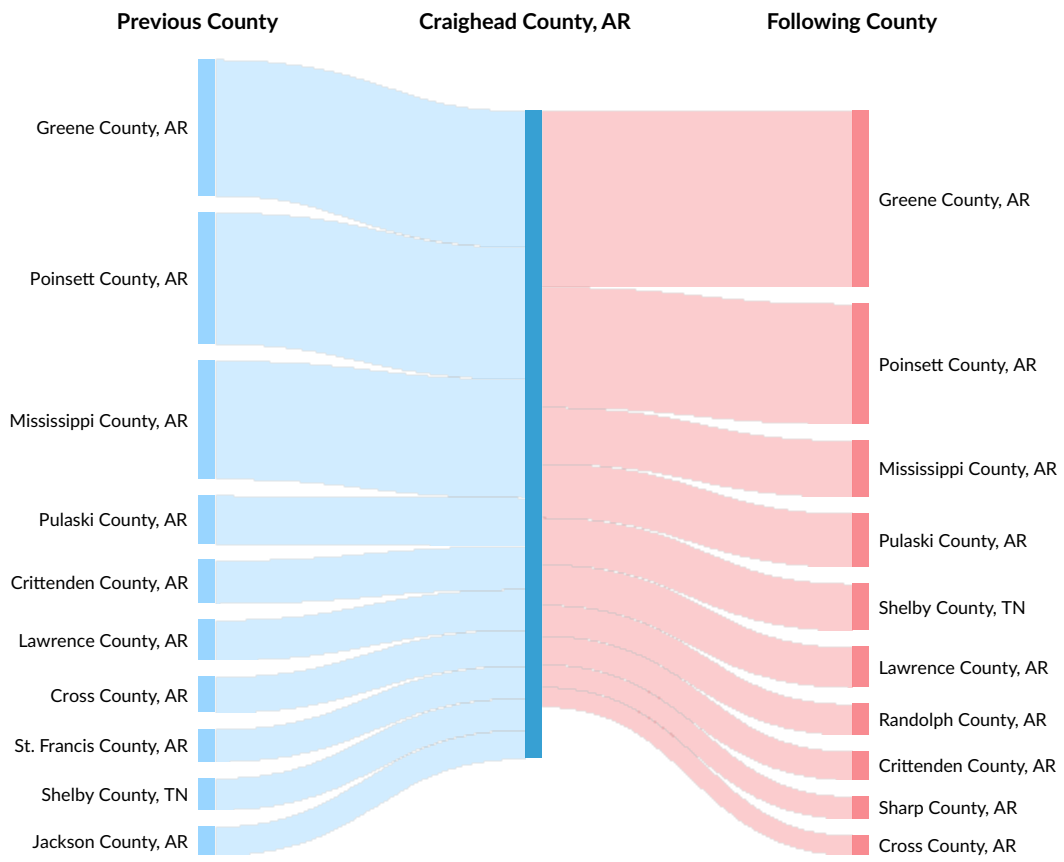

Top Previous Counties	Migrations
Greene County, AR	509
Poinsett County, AR	492
Mississippi County, AR	441
Pulaski County, AR	180
Crittenden County, AR	162
Lawrence County, AR	151

Top Previous Counties	Migrations
Cross County, AR	134
St. Francis County, AR	121
Shelby County, TN	118
Jackson County, AR	108
Randolph County, AR	108
Phillips County, AR	85
White County, AR	62
Independence County, AR	56
Dunklin County, MO	56

Top Following Counties	Migrations
Greene County, AR	657
Poinsett County, AR	449
Mississippi County, AR	210
Pulaski County, AR	201
Shelby County, TN	175
Lawrence County, AR	151
Randolph County, AR	116
Crittenden County, AR	106
Sharp County, AR	84
Cross County, AR	74
Jackson County, AR	73
Benton County, AR	72
Washington County, AR	63
White County, AR	59
Independence County, AR	58

Industry Characteristics

Largest Industries

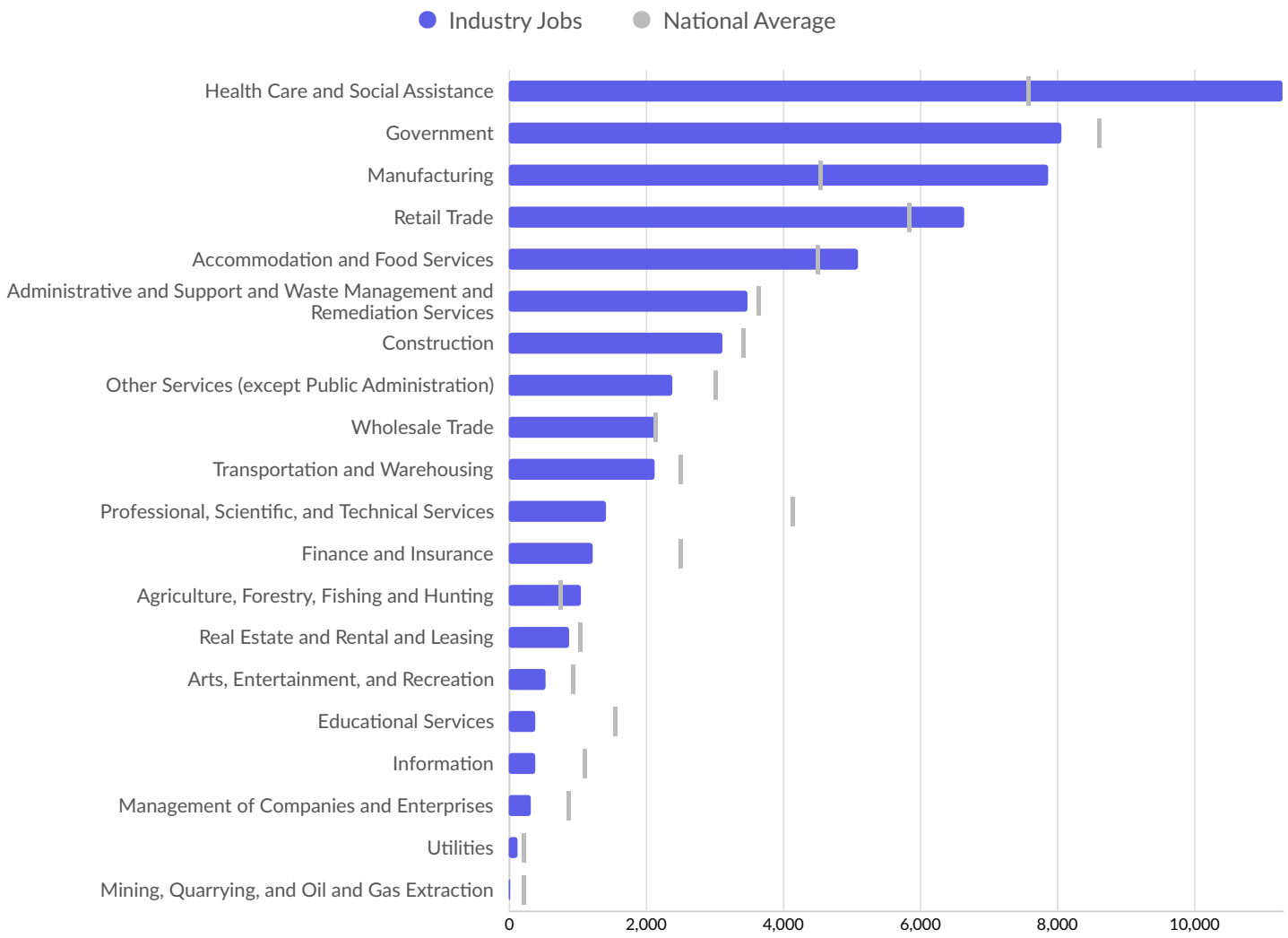

Top Growing Industries

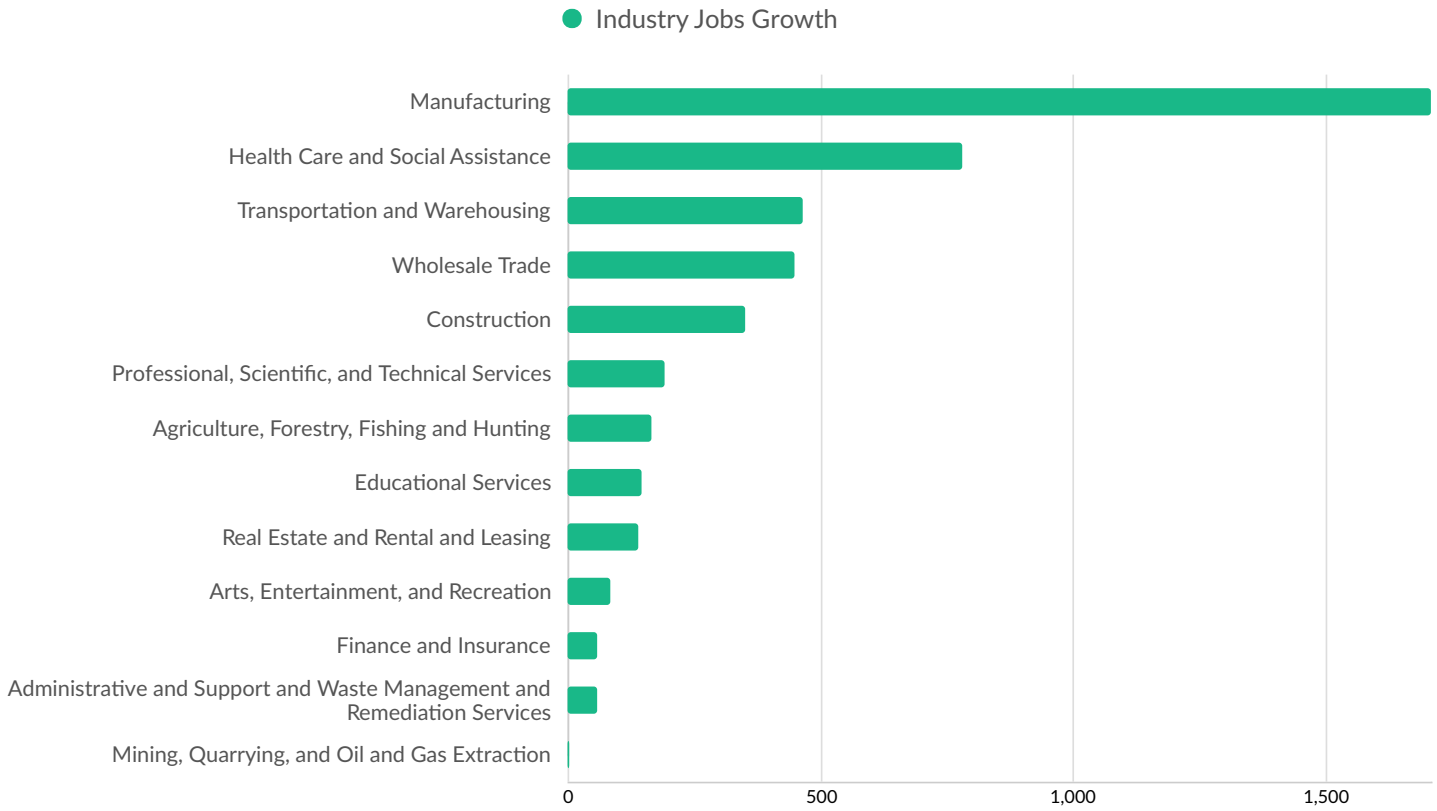

Top Industry Location Quotient

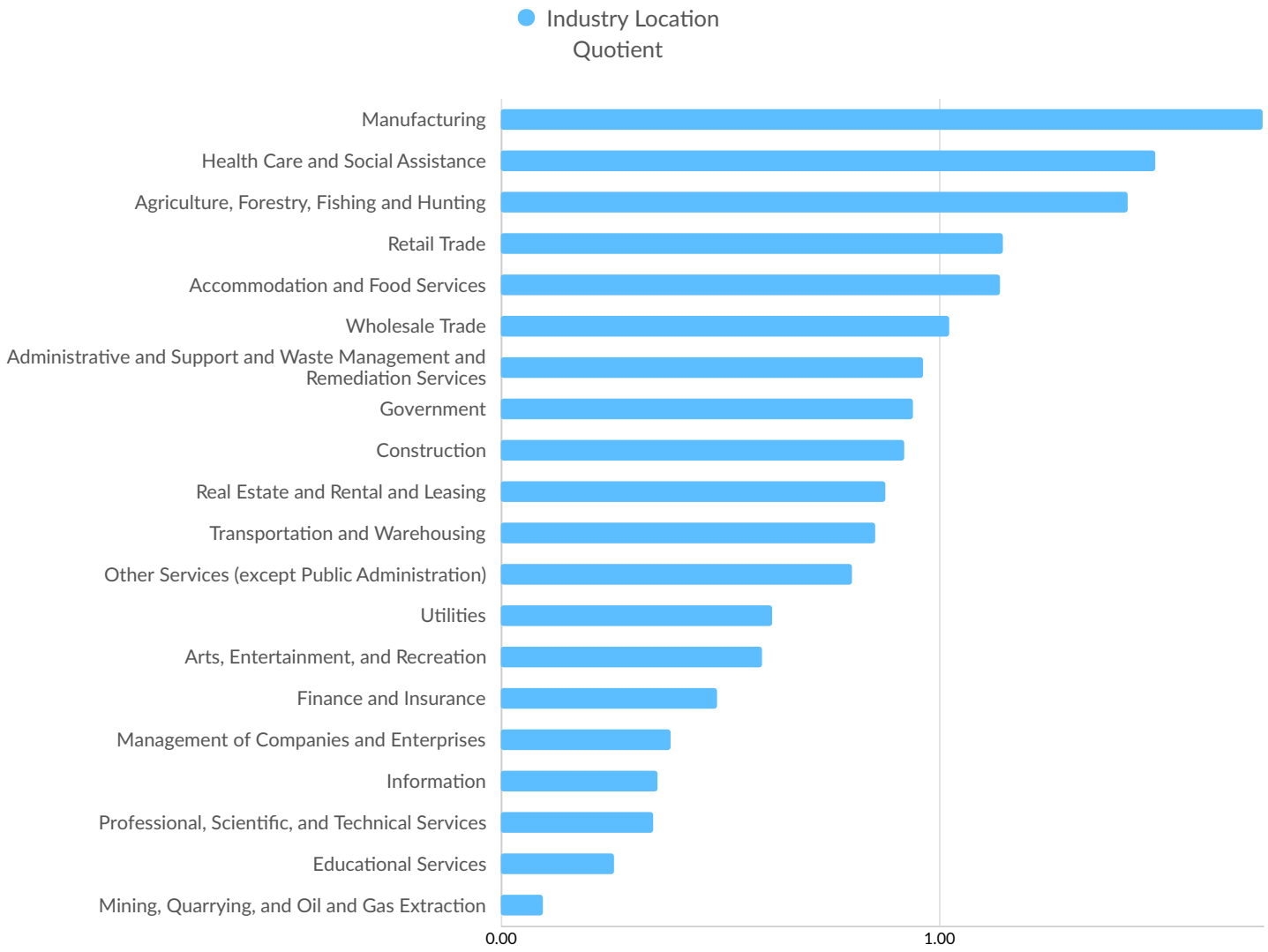

Top Industry GRP

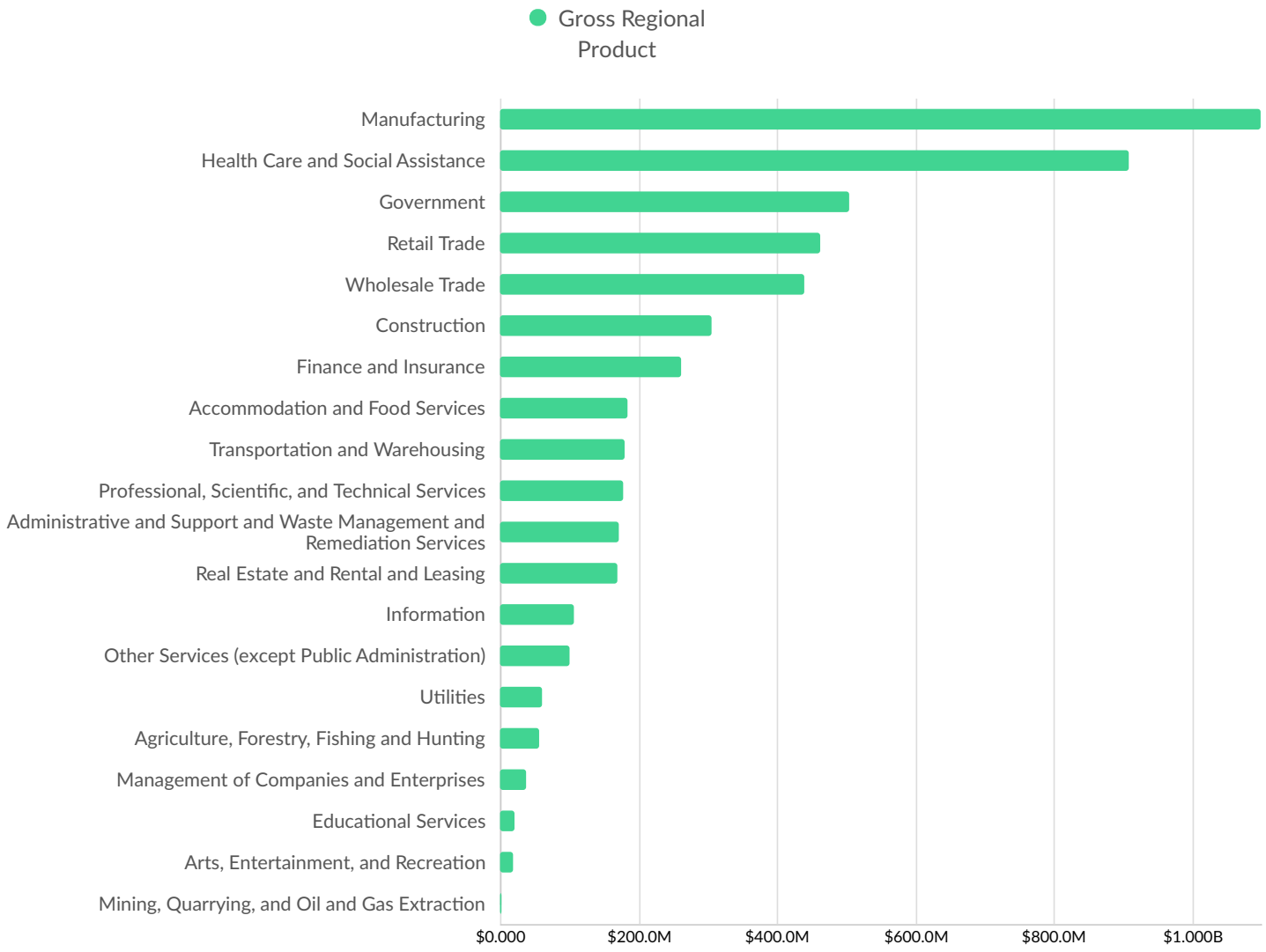

Top Industry Earnings

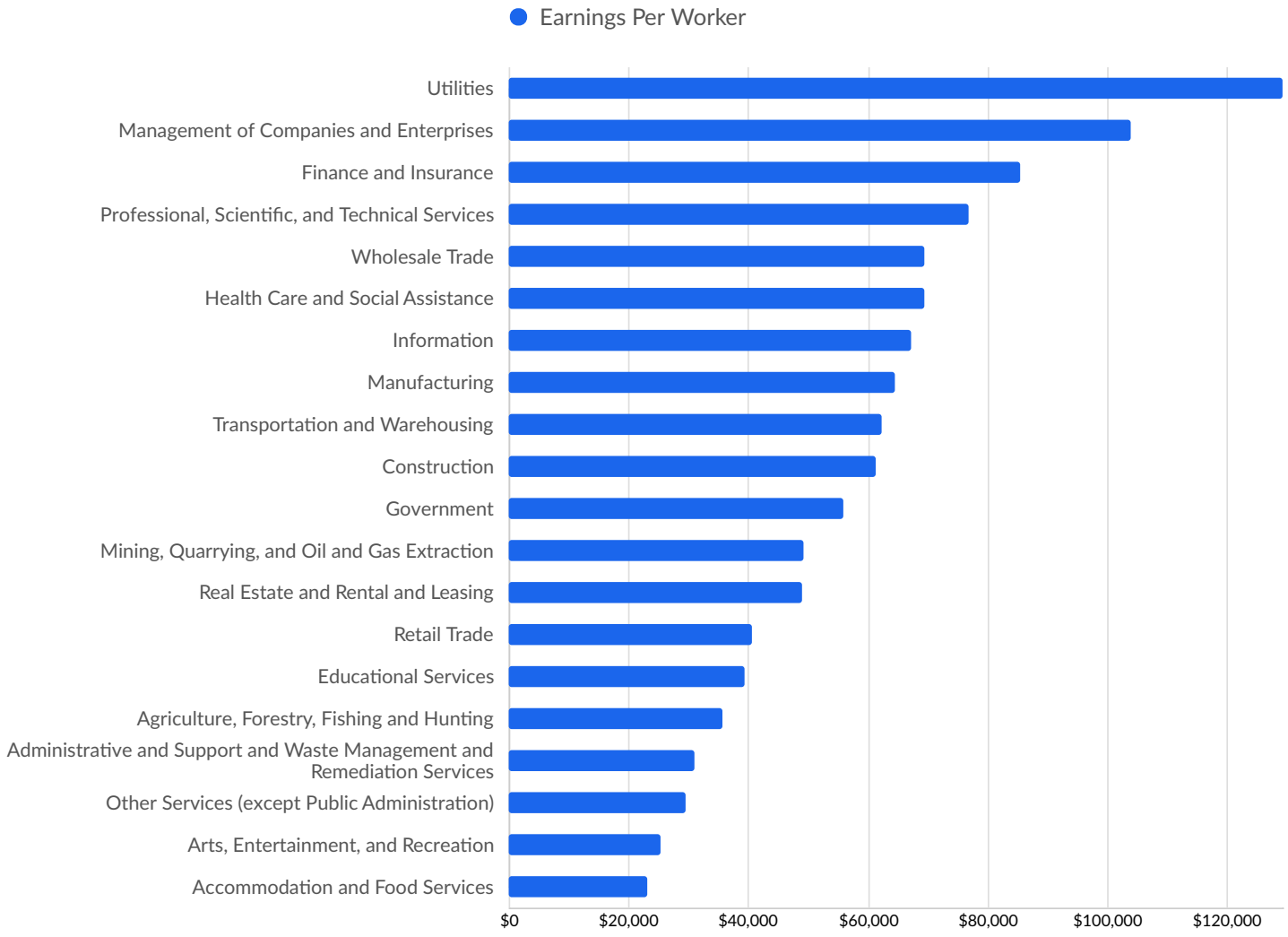

Business Characteristics

11,375 Companies Employ Your Workers

Online profiles for your workers mention 11,375 companies as employers, with the top 10 appearing below. In the last 12 months, 964 companies in Craighead County, AR posted job postings, with the top 10 appearing below.

Top Companies	Profiles
Arkansas State University	1,649
St. Bernards Healthcare	568
Walmart	386
Hytrol Conveyor Co.	296
Foundation For Jonesboro Publi...	218
NEA Baptist	199
Unilever	191
Nestlé	184
Ritter Communications	173
Nettleton Public Schools	170

Top Companies Posting	Unique Postings
Arkansas State University	429
St. Bernards Healthcare	388
Cerner	354
St. Bernards Medical Center	246
Walmart	172
CDM Smith	105
New York Institute of Technology	101
PepsiCo	101
Baptist Memorial Health Care	100
Nice-Pak	94

Business Size

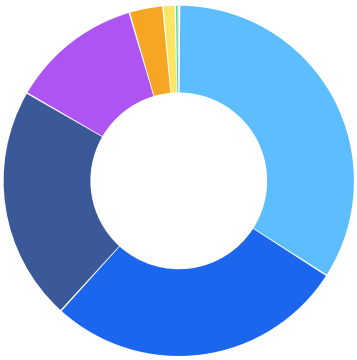

	Percentage	Business Count
1 to 4 employees	34.0%	1,390
5 to 9 employees	27.7%	1,132
10 to 19 employees	21.6%	884
20 to 49 employees	12.1%	495
50 to 99 employees	3.1%	127
100 to 249 employees	1.1%	46
250 to 499 employees	0.3%	11
500+ employees	0.1%	5

**Business Data by DatabaseUSA.com is third-party data provided by Lightcast to its customers as a convenience, and Lightcast does not endorse or warrant its accuracy or consistency with other published Lightcast data. In most cases, the Business Count will not match total companies with profiles on the summary tab.*

Workforce Characteristics

Largest Occupations

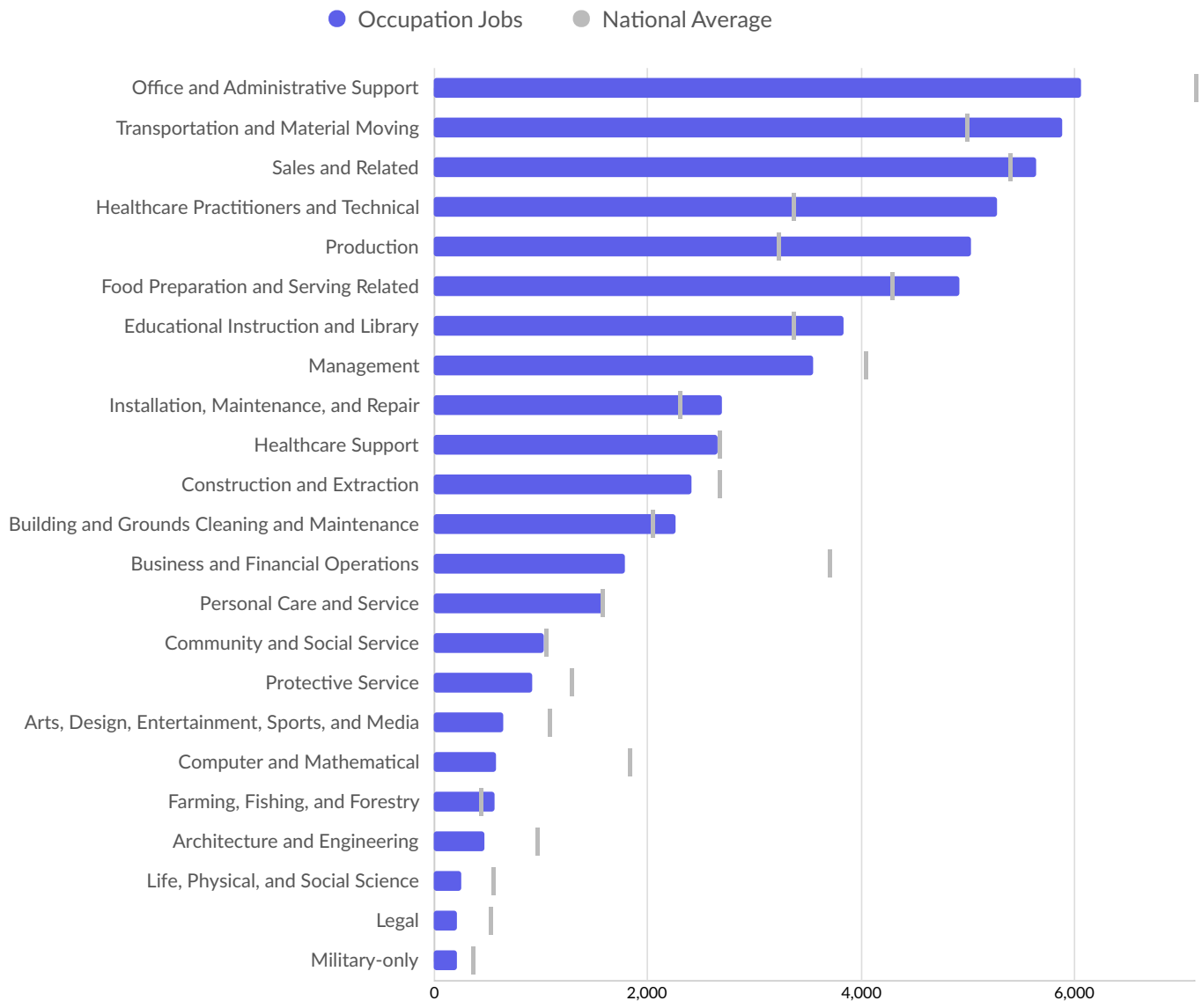

Top Growing Occupations

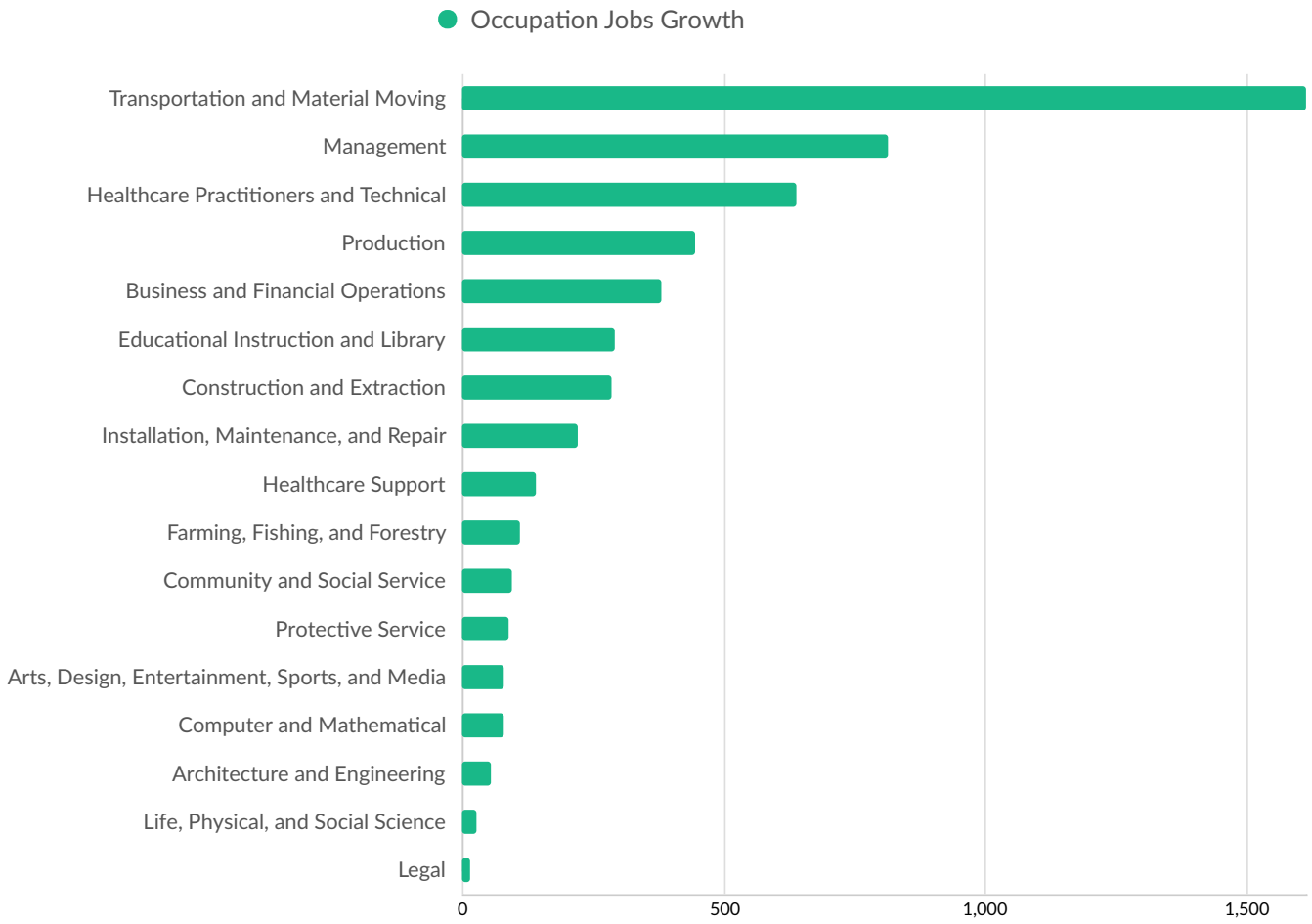

Top Occupation Location Quotient

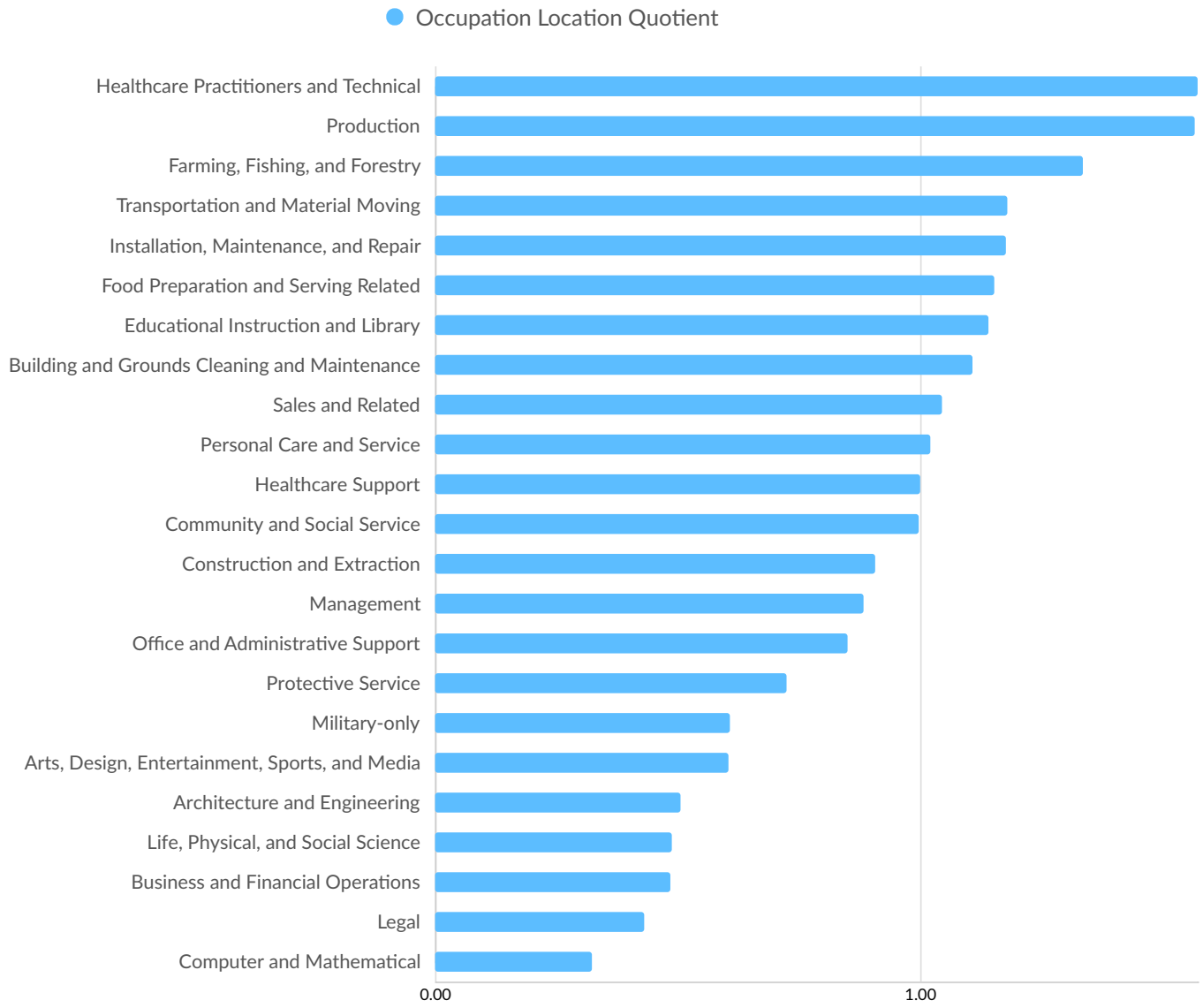

Top Occupation Earnings

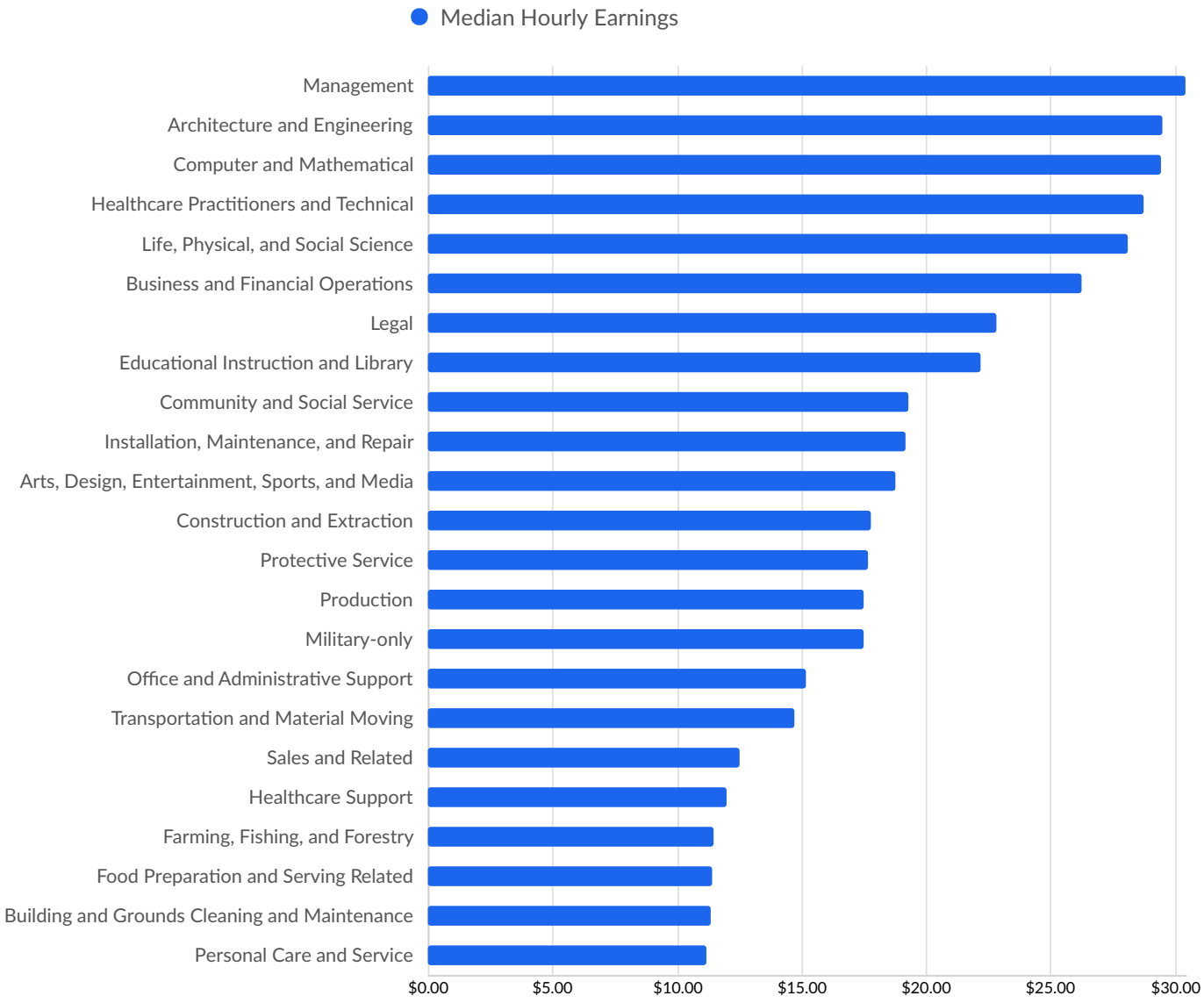

Top Posted Occupations

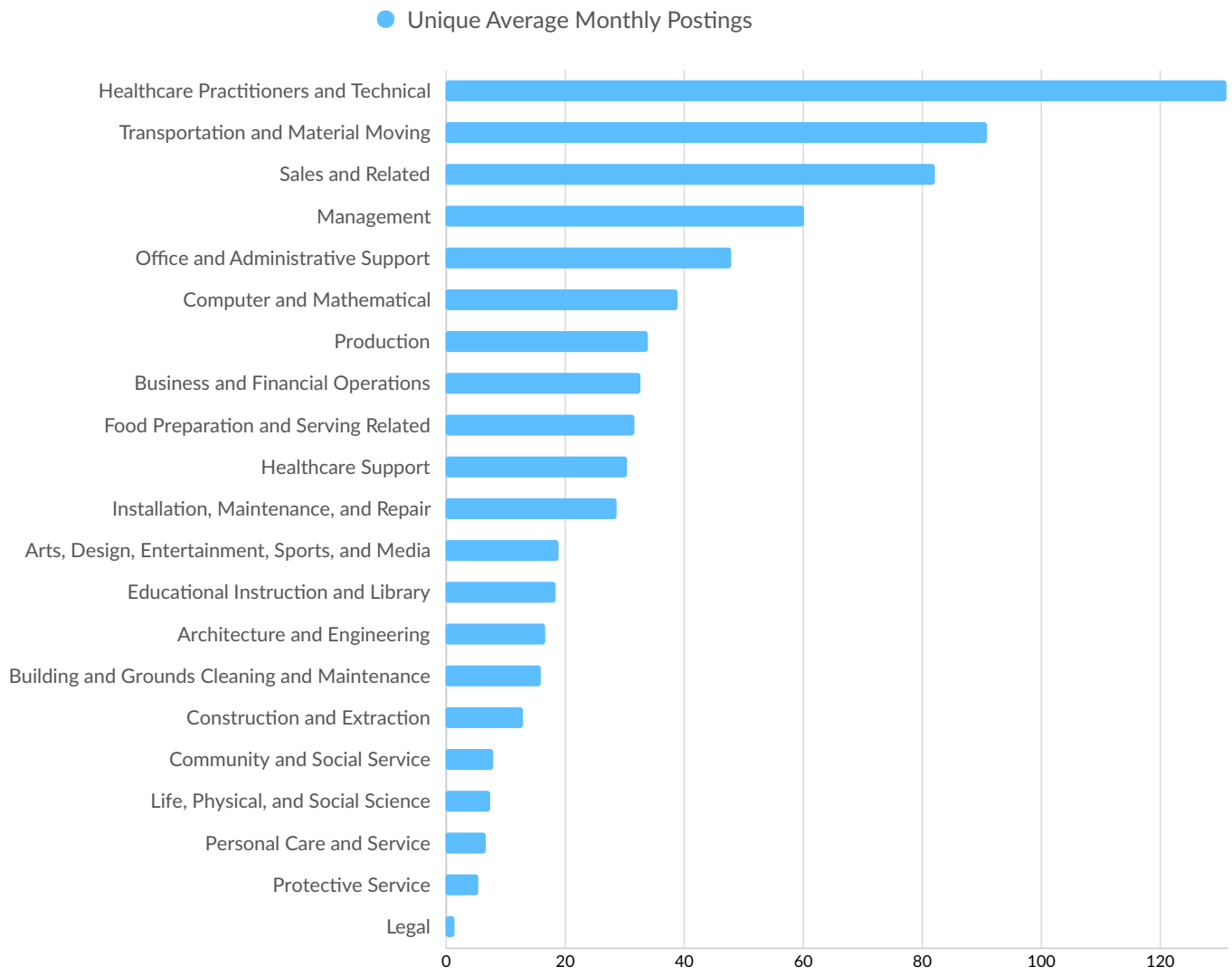

Underemployment

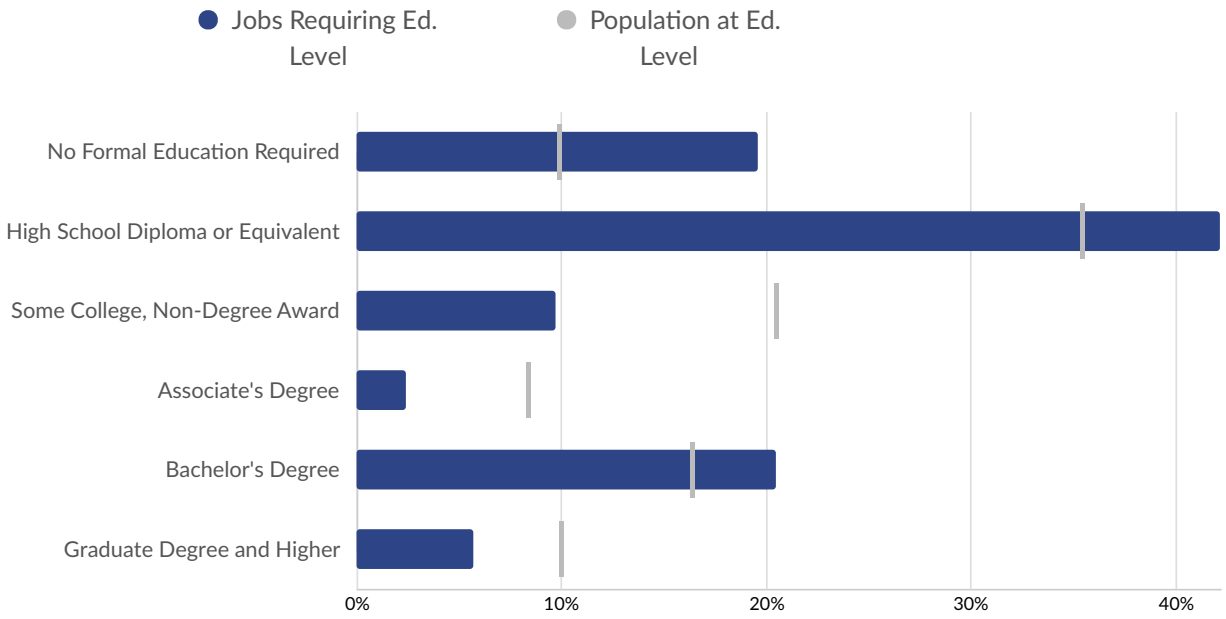

Educational Pipeline

In 2020, there were 4,169 graduates in Craighead County, AR. This pipeline has grown by 12% over the last 5 years. The highest share of these graduates come from Elementary and Middle School Administration/Principalship, Liberal Arts and Sciences/Liberal Studies, and Curriculum and Instruction.

School	Total Graduates (2020)		Graduate Trend (2016 - 2020)
Arkansas State University	4,139		
Arthur's Beauty College	30		

Certificate · Associate's · Bachelor's · Master's or Higher
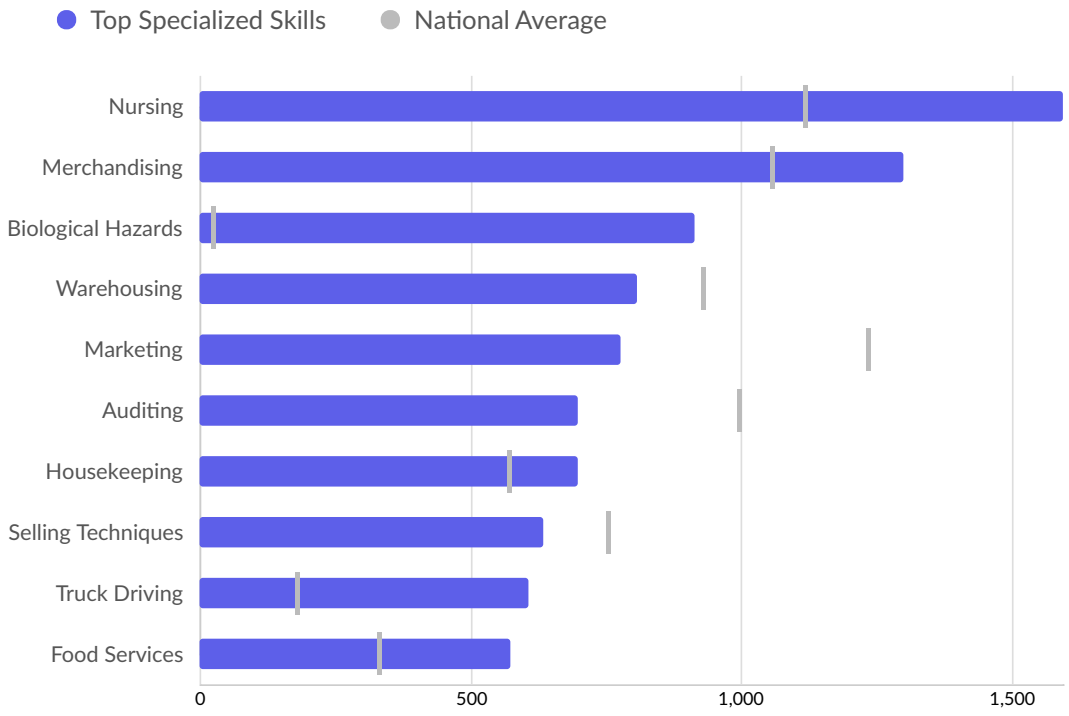
In-Demand Skills