

# Cross County

Socio-Economic Indicators To Evaluate Resilience Against Future Pandemics

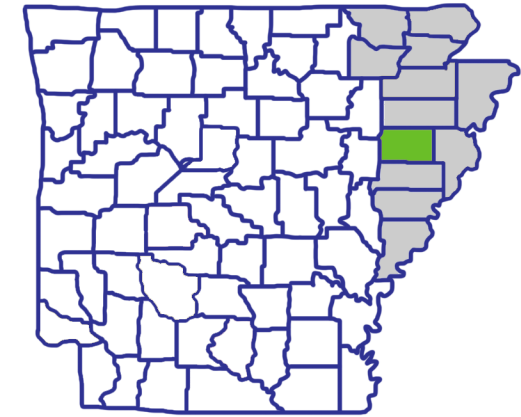
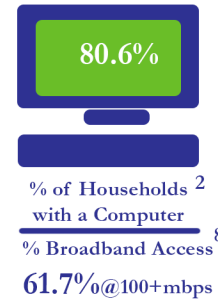
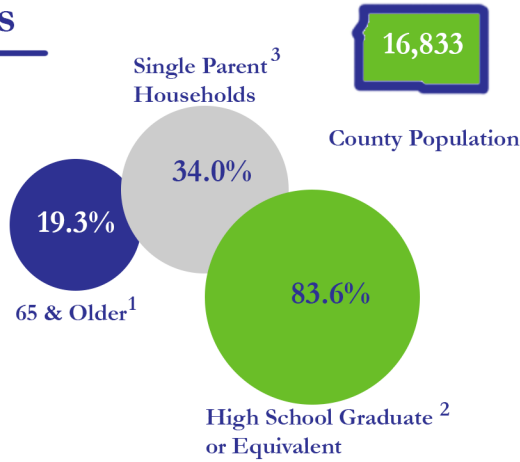
## Population Indicators

### Race & Ethnicity: <sup>1</sup>

Hispanic/Latino -	2.0%
Pacific Islander -	0.0%
American Indian -	0.4%
Asian -	0.8%
White -	72.3%
Black -	23.2%

Poverty Rate <sup>2</sup> - 21.2%

Poverty Rate for <sup>3</sup>  
Children under 18 - 26.0%



East Arkansas Planning and Development District

## Health Care Indicators



No Health Insurance <sup>2</sup> - 9.7%

# Mental Health Providers <sup>3</sup>  
Per Population - 1:1,030

# Medical/ <sup>4</sup>  
Surgical  
Facilities  
1



# Primary <sup>3</sup>  
Health Care  
Physicians Per  
Population  
1:2,780



## Source Information:

1. 2020 Census, 2. 2015-2019 American Community Survey, 3. www.countyhealthrankings.org, 4. 2016 County Business Patterns Census, 5. Bureau of Labor Statistics 2020 Annual Averages, 6. H+T Affordability Index, 7. National Center for Education Statistics 8. Broadband Now

## Economic Indicators

Income Inequality <sup>3</sup>	4.4
Unemployment Rate <sup>6</sup>	6.1%
Housing+Transportation Costs % Per Income <sup>6</sup>	60%
Home Ownership <sup>2</sup>	66.8%

## Community Indicators



Social Associations <sup>3</sup>	19.2
# of Hotels <sup>4</sup>	1