

Crittenden County

Socio-Economic Indicators To Evaluate Resilience Against Future Pandemics

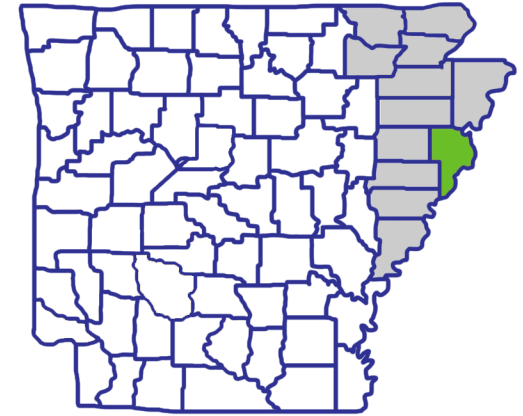
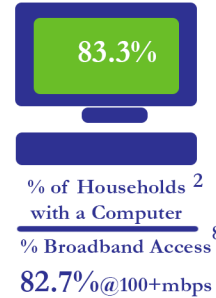
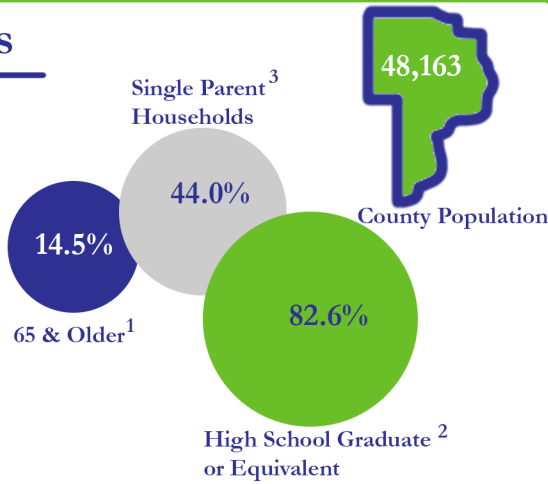
Population Indicators

Race & Ethnicity: ¹

Hispanic/Latino	2.8%
Pacific Islander	0.1%
American Indian	0.4%
Asian	0.6%
White	40.9%
Black	54.5%

Poverty Rate ² - 22.9%

Poverty Rate for ³
Children under 18 - 32.0%



East Arkansas Planning and Development District

Health Care Indicators



No Health Insurance ² - 9.2%

Mental Health Providers ³
Per Population - 1:440

Medical/ ⁴
Surgical
Facilities
0



Primary ³
Health Care
Physicians Per
Population
1:3,220



Economic Indicators

Income Inequality ³	4.8
Unemployment Rate ⁶	8.3%
Housing+Transportation Costs % Per Income ⁶	49%
Home Ownership ²	57.4%

Community Indicators



Social Associations ³	9.3
# of Hotels ⁴	29

Source Information:

- 2020 Census
- 2015-2019 American Community Survey
- www.countyhealthrankings.org
- 2016 County Business Patterns Census
- Bureau of Labor Statistics 2020 Annual Averages
- H+T Affordability Index
- National Center for Education Statistics
- Broadband Now