

# Greene County

Socio-Economic Indicators To Evaluate Resilience Against Future Pandemics

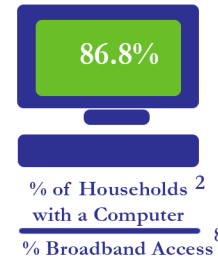
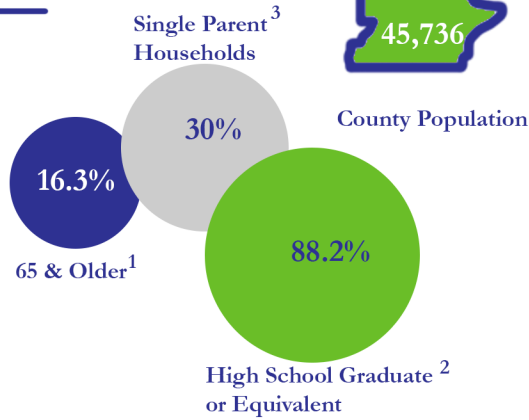
## Population Indicators

### Race & Ethnicity:<sup>1</sup>

Hispanic/Latino -	3.0%
Pacific Islander -	0.4%
American Indian -	0.6%
Asian -	0.4%
White -	92.6%
Black -	1.8%

Poverty Rate<sup>2</sup> - 17.1%

Poverty Rate for<sup>3</sup>  
Children under 18 - 20.0%



96.5% @ 100+mbps



## Health Care Indicators



No Health Insurance<sup>2</sup> - 8.7%

# Mental Health Providers<sup>3</sup>  
Per Population - 1:500

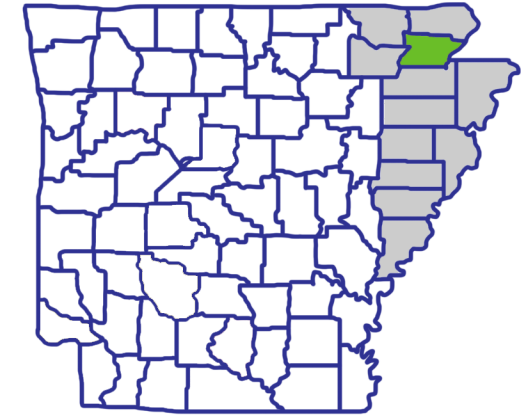
# Medical/<sup>4</sup>  
Surgical  
Facilities  
1



# Primary<sup>3</sup>  
Health Care  
Physicians Per  
Population  
1:1,810

## Source Information:

1. 2020 Census, 2. 2015-2019 American Community Survey, 3. www.countyhealthrankings.org, 4. 2016 County Business Patterns Census, 5. Bureau of Labor Statistics 2020 Annual Averages, 6. H+T Affordability Index, 7. National Center for Education Statistics 8. Broadband Now



East Arkansas Planning and  
Development District

## Economic Indicators

Income Inequality <sup>3</sup>	4.3
Unemployment Rate <sup>6</sup>	6.0%
Housing+Transportation Costs % Per Income <sup>6</sup>	57%
Home Ownership <sup>2</sup>	67.0%

## Community Indicators



Social Associations <sup>3</sup>	11.0
# of Hotels <sup>4</sup>	4